



Freedom of Information (FOI) Program

Receiving Officer: Zyra Glerica E. Perlora
Designation: Internal Auditor II
Office: Internal Audit Service (IAS)

Receiving Office: DOLE Building, Intramuros, Manila
Contact Nos. (02) 8-527-3000 loc. 732 / (02) 8-310-5878
Email: foi.dole@gmail.com

Step 1 →

Go to www.foi.gov.ph to your browser's home address.




Step 2 →

Click the Sign Up button and provide all the required fields. Attach a valid ID to create an account.



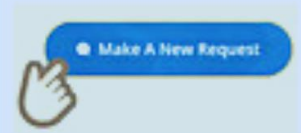
Step 3 →

Once logged-in, you will be directed to your Dashboard. The Dashboard contains all the FOI requests of the account owner.



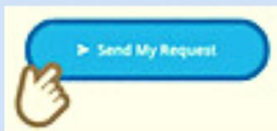
Step 4 →

Click the Make a Request button then select the name of the agency you wish to ask.



Step 5 →

You will now be directed to Make a Request Page. Accomplish all fields then click Send My Request.



Step 6 →

The agency will evaluate your request and will notify you within 15 working days.



Step 7

The agency prepare the information for release, based on your desired format. It will be sent to you depending on the receipt of preference.



Mode of request



Standard

Submit request form with necessary personal documents

or



eFOI

Lodge a request through the eFOI Portal (foi.gov.ph)

FOI Appeals

If you are not satisfied with the response, you may file a written appeal to the DOLE Central Appeals and Review Committee at foi.dole@gmail.com within fifteen (15) calendar days from the date you received the response. Your review request should explain why you are dissatisfied with the response. We will complete the review of your appeal and notify you with the result within 30 calendar days from receipt thereof.

