

**2013 3rd QUARTER REPORT
OF CASES AND
COMPLAINTS INVOLVING
DOLE PERSONNEL**

as of 30 September 2013

Submitted by:

ATTY. SHERILYN G. MALONZO

**Officer-in-Charge
Legal Service**



TOTAL CASES FILED AGAINST DOLE PERSONNEL AS OF SEPTEMBER 30, 2013 (3rd QUARTER OF 2013)


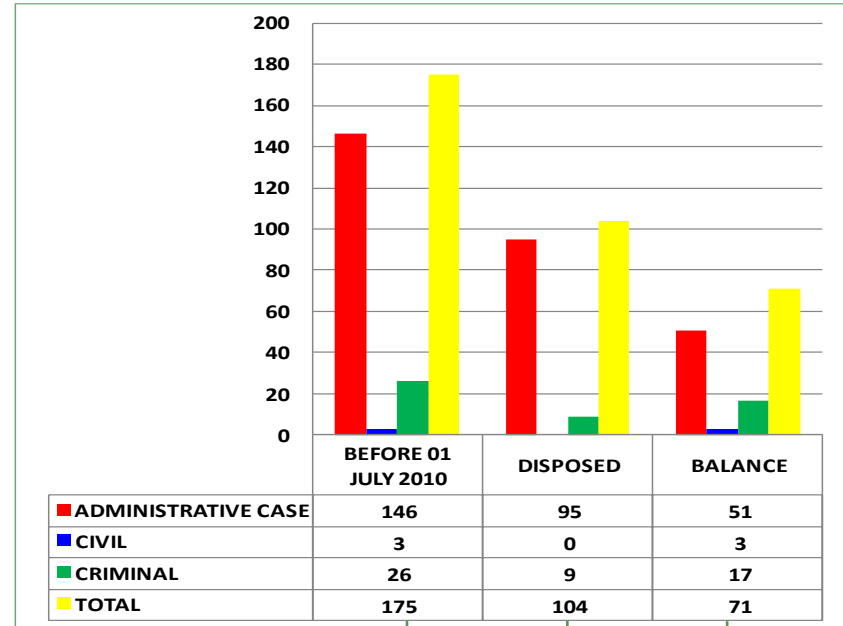
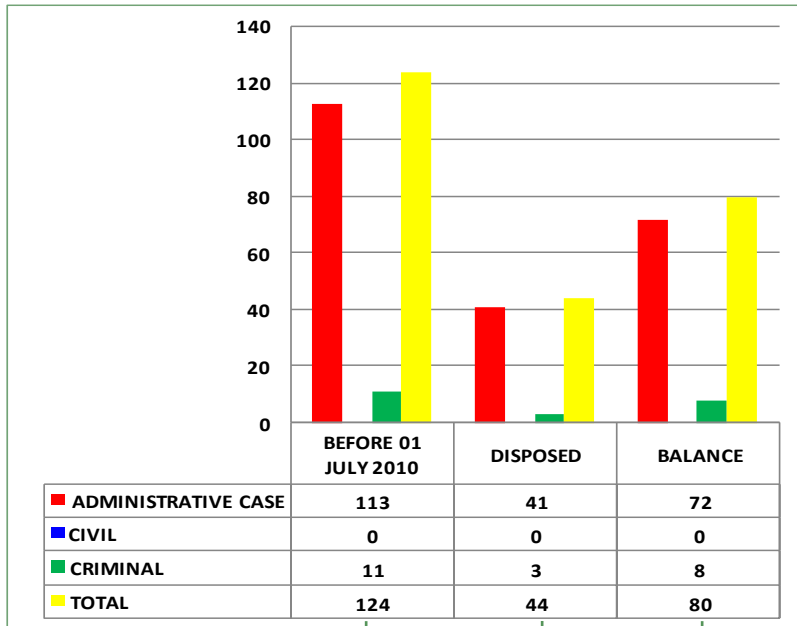
Table 1.1

	Cases Received before 01 July 2010		Cases Received After 01 July 2010		Total
Total Cases as of 31 December 2012		163		113	276
Add: cases reported on the 1 st to 3rd Quarter of 2013		12		11	23
Total Cases as of 3 rd Quarter of 2013		175		124	299
Less: <i>Resolved/Disposed</i>		104		44	148
Efficiency	24		16		
Integrity	74		27		
Integrity - Graft	6		1		
Total Cases Pending		71		80	151
Efficiency	16		21		
Integrity	52		55		
Integrity - Graft	3		4		



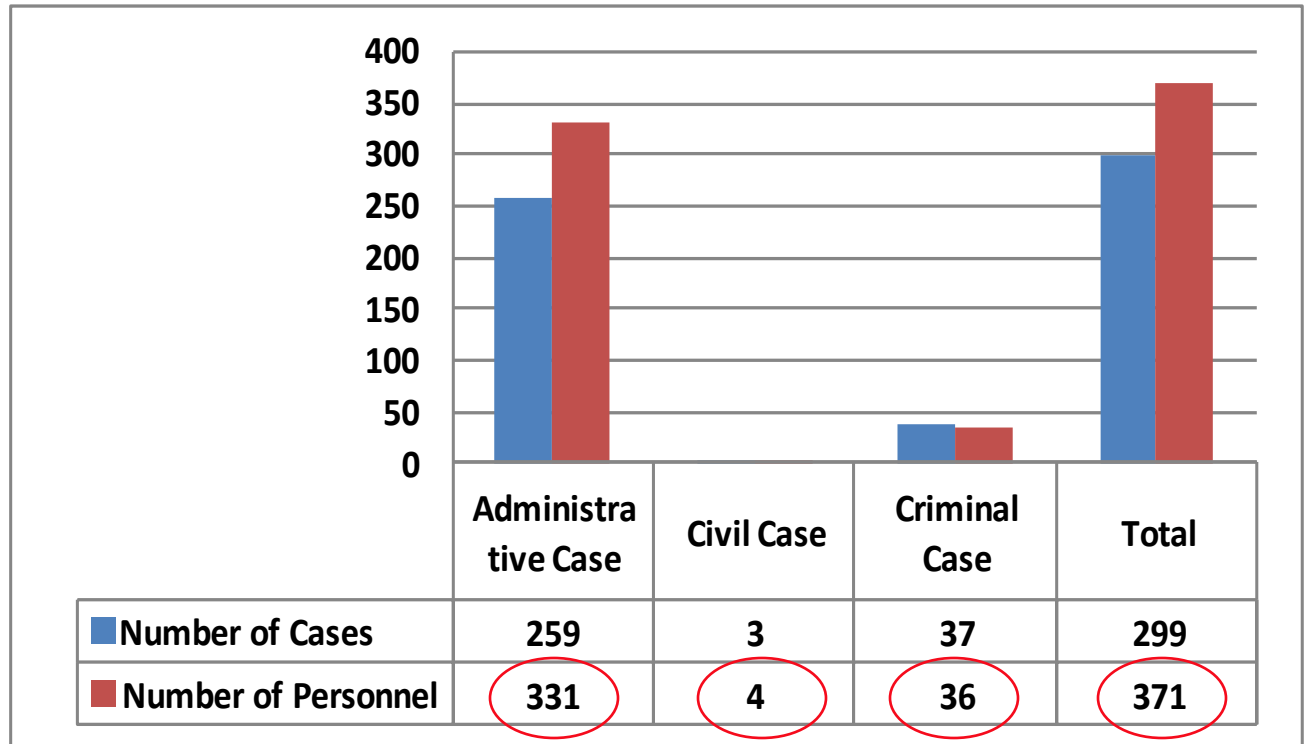
GROUPING OF PENDING CASES

Graph 1.1



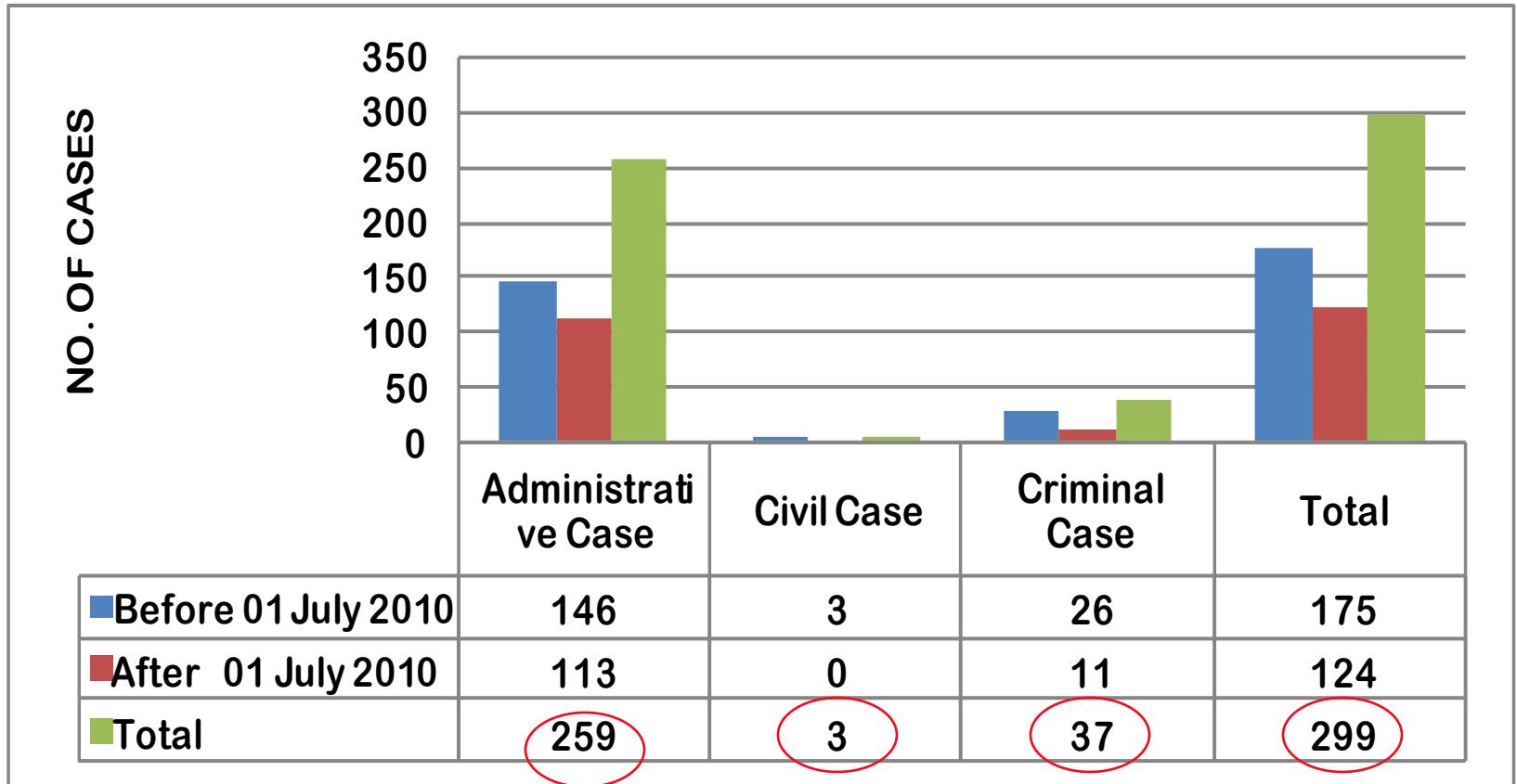
TOTAL CASES

Graph 1.2



GROUPING OF CASES ACCORDING TO DATE OF FILING

Graph 1.3



OFFICE/AGENCY	NO.OF CASES
CENTRAL OFFICE	22
AS AND IAS	2
BWC	5
HRDS	1
ILAB	12
ILS	1
LCO	1
REGIONAL OFFICES	66
ARMM	1
NCR	17
RO1	4
RO2	1
RO3	6
RO4-A	8
RO4-B	4
RO5	1
RO6	8
RO7	6
RO8	1
RO11	6
RO12	3
ATTACHED AGENCIES	211
ECC	1
NCMB	7
NLRC	76
NMP	5
NWPC	3
OSHC	1
OWWA	8
POEA	24
PRC	52
TESDA	34
TOTAL	299

DOLE OFFICES WITH CASES

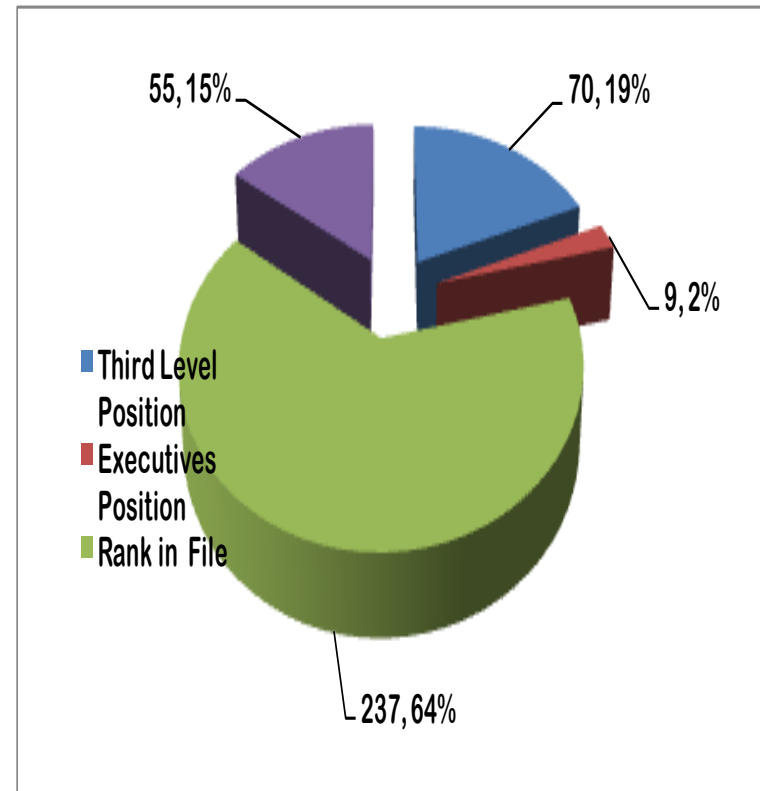
Table 1.2



CLASSIFICATION OF PERSONNEL WITH CASES ACCORDING TO POSITIONS

Table 1.3, and Graph 1.4

Breakdown of Active Personnel with Cases	Total
1. Third Level Position	70
2. Executive Positions (Non-Presidential Appointees Occupying Director Positions)	9
3. Rank-and-File	237
4. Others (Dismissed, Project Base or Contractual, Retired, Resigned, Deceased, and Dropped from service)	55
Total Number of Personnel	371



Office/Agency	No. of Personnel
Central Office	30
Regional Offices	79
DOLE-NCR	21
DOLE-RO1	3
DOLE-RO2	2
DOLE-RO3	8
DOLE-RO4A	6
DOLE-RO4-B	4
DOLE-RO5	1
DOLE-RO6	13
DOLE-RO7	4
DOLE-RO8	1
DOLE-RO11	7
DOLE-RO12	8
ARMM	1
Attached Agencies	262
ECC	1
NCMB	6
NLRC	86
NMP	8
NWPC	3
OSHC	1
OWWA	13
POEA	32
PRC	62
TESDA	50
TOTAL	371

**NUMBER OF PERSONNEL
WITH CASE PER OFFICE**
Table 1.4



Included in the 371 totals are:	
Dismissed Personnel with Pending Case/s	6
BWC	1
NLRC	4
POEA	1
Project/Contractual Employee	14
OWWA	5
POEA	1
PRC	8
Retired Personnel	23
BWC	1
ILAB	2
NCMB	1
NLRC	4
NMP	3
OWWA	1
NCR	1
RO3	1
ROIV-A	1
RO5	1
TESDA	7
Resigned Personnel	9
NCR	1
NLRC	1
POEA	2
PRC	1
RO1	1
RO4-A	1
TESDA	2
Deceased Personnel	3
BWC	1
RO6	1
TESDA	1
TOTAL	<u>55</u>

**EMPLOYEES WITH CASES
WHO ARE NO LONGER
CONNECTED WITH THE
DEPARTMENT**

Table 1.5



CLASSIFICATION OF CASES

Table 1.6

Nature of Case	Efficiency	Integrity	Total
Administrative	77	208	299
Graft Related Cases		14	



Office/Administrative Body	No. of Cases	
A. Legal Service	<u>49</u>	49
B. Office/Agency Level		
Regional - NCR	8	
Regional - RO3	2	
Regional – RO11	<u>1</u>	11
Attached - ECC	1	
Attached - NLRC	47	
Attached - NMP	2	
Attached-NWPC	1	
Attached - POEA	7	
Attached - TESDA	17	
Attached - PRC	<u>49</u>	124
C. Other Administrative Bodies		
Filed-Thru - OAB - Civil Service Commission	24	
Filed-Thru - OAB - Supreme Court	5	
Filed-Thru - OAB - Court of Appeals	6	
Filed-Thru- Department of Justice	1	
Filed-Thru-Metropolitan Trial Court	4	
Filed-Thru – Regional Trial Court	6	
Filed-Thru - Sandiganbayan	2	
Filed-Thru - OAB - Office of the President	3	
Filed-Thru - OAB - Office of the Ombudsman	<u>64</u>	115
TOTAL		<u>299</u>

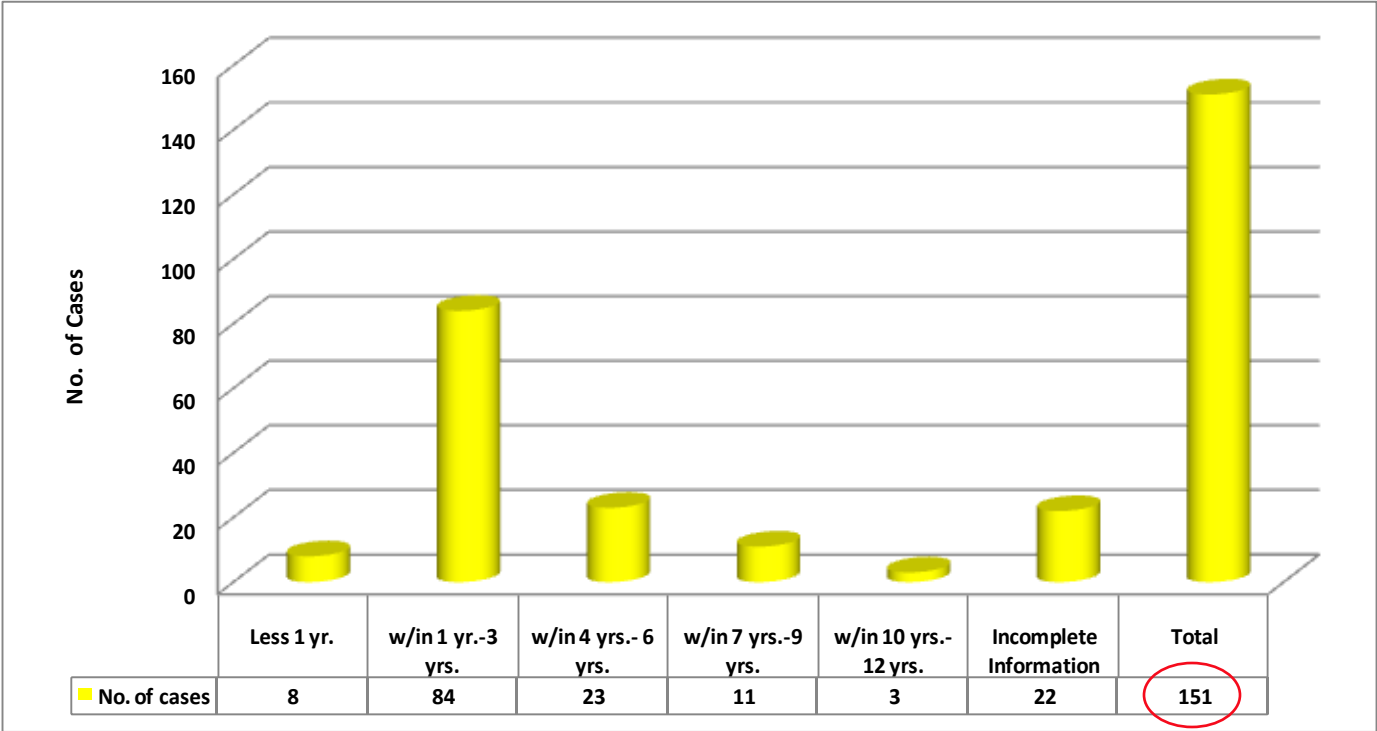
INVESTIGATING/ ADMINISTRATIVE BODIES AND OTHER OFFICES (LODGING OF CASES)

Table 1.7



AGEING OF PENDING CASES

Graph 1.5



	PENDING BEFORE JULY 2010		PENDING AFTER JULY 2010	
Less than 1 year				
Filed-Thru RO7			1	
Filed-Thru LS			1	
Filed-Thru NLRC			2	
Filed-Thru PRC			2	
Filed-Thru OMB			<u>1</u>	7
1 year to 3 years				
Filed-Thru CSC			1	
Filed-Thru MTC			1	
Filed-Thru OMB			11	
Filed-Thru OP			1	
Filed-Thru LS	2		7	
Filed-Thru NCR	1		1	
Filed-Thru NLRC			18	
Filed-Thru POEA			5	
Filed-Thru PRC	4		21	
Filed-Thru RTC	2			
Filed-Thru ECC			1	
Filed-Thru TESDA	<u>2</u>	11	6	<u>73</u>

**AGEING OF CASES
BEFORE
DIFFERENT
INVESTIGATING/
ADMINISTRATIVE
BODIES AND
OTHER OFFICES**
Table 1.8



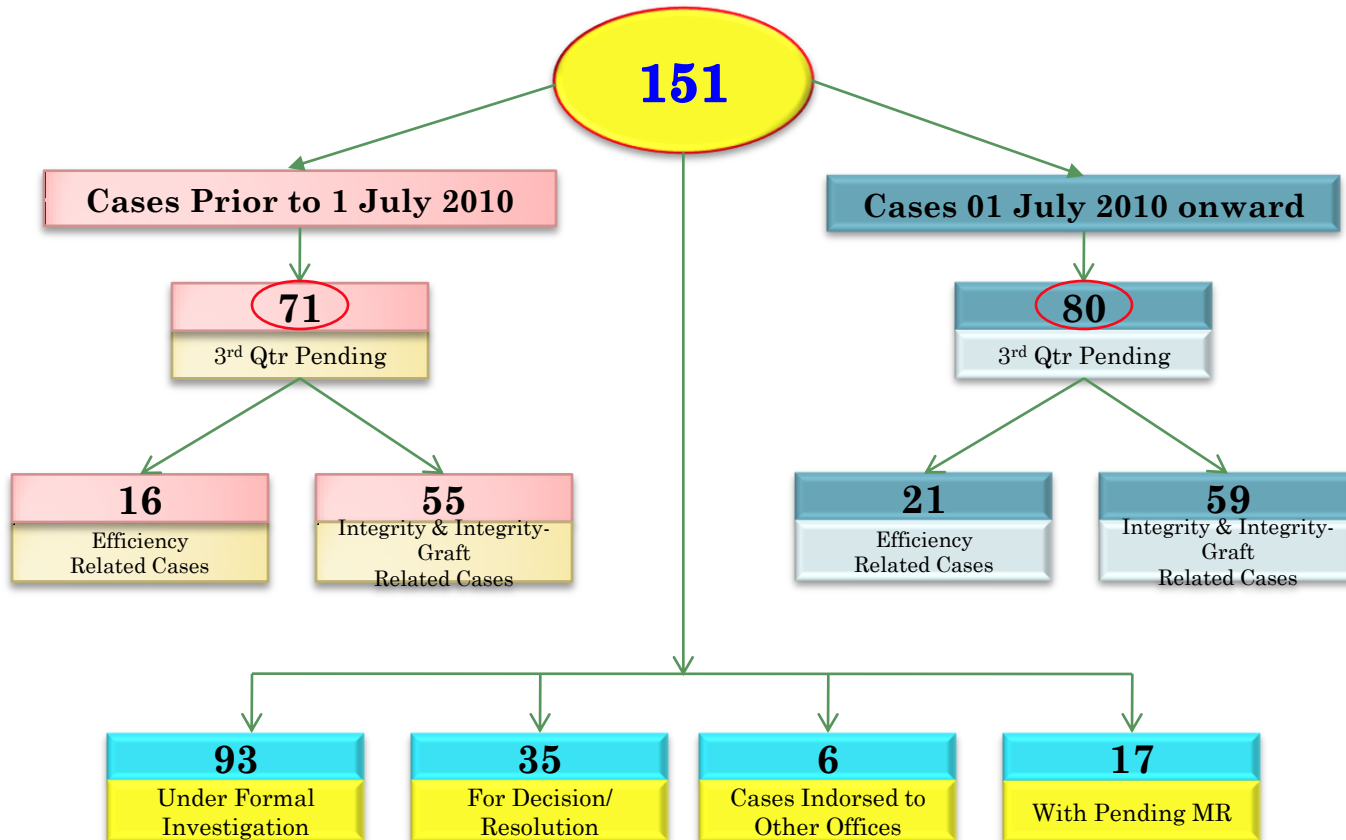
4 years to 6 years				
Filed-Thru CA	2			
Filed-Thru CSC	1			
Filed-Thru OMB	1			
Filed-Thru RTC	2			
Filed-Thru LS	5			
Filed-Thru NLRC	3			
Filed-Thru PRC	5			
Filed-Thru RO3	2			
Filed-Thru TESDA	1			
Filed-Thru SC	<u>1</u>	23		
7 years to 9 years				
Filed-Thru LS	5			
Filed-Thru MTC	3			
Filed-Thru PRC	1			
Filed-Thru				
Sandiganbayan	1			
Filed-Thru OMB	<u>1</u>	11		
10 years to 12 years				
Filed-Thru NCR	1			
Filed-Thru CA	1			
Filed-Thru RTC	<u>1</u>	3		
Incomplete information (no filing date)				
Filed-Thru CSC	1			
Filed-Thru OMB	15			
Filed-Thru RTC	1			
Filed-Thru LS	2			
Filed-Thru SC	3			
Filed-Thru NMP	<u>1</u>	<u>23</u>		
		<u>71</u>		
TOTAL			<u>151</u>	<u>80</u>

**AGEING OF CASES
 BEFORE
 DIFFERENT
 INVESTIGATING/
 ADMINISTRATIVE
 BODIES AND
 OTHER OFFICES**
 Continuation from
 table 1.8.....
 Table 1.8a



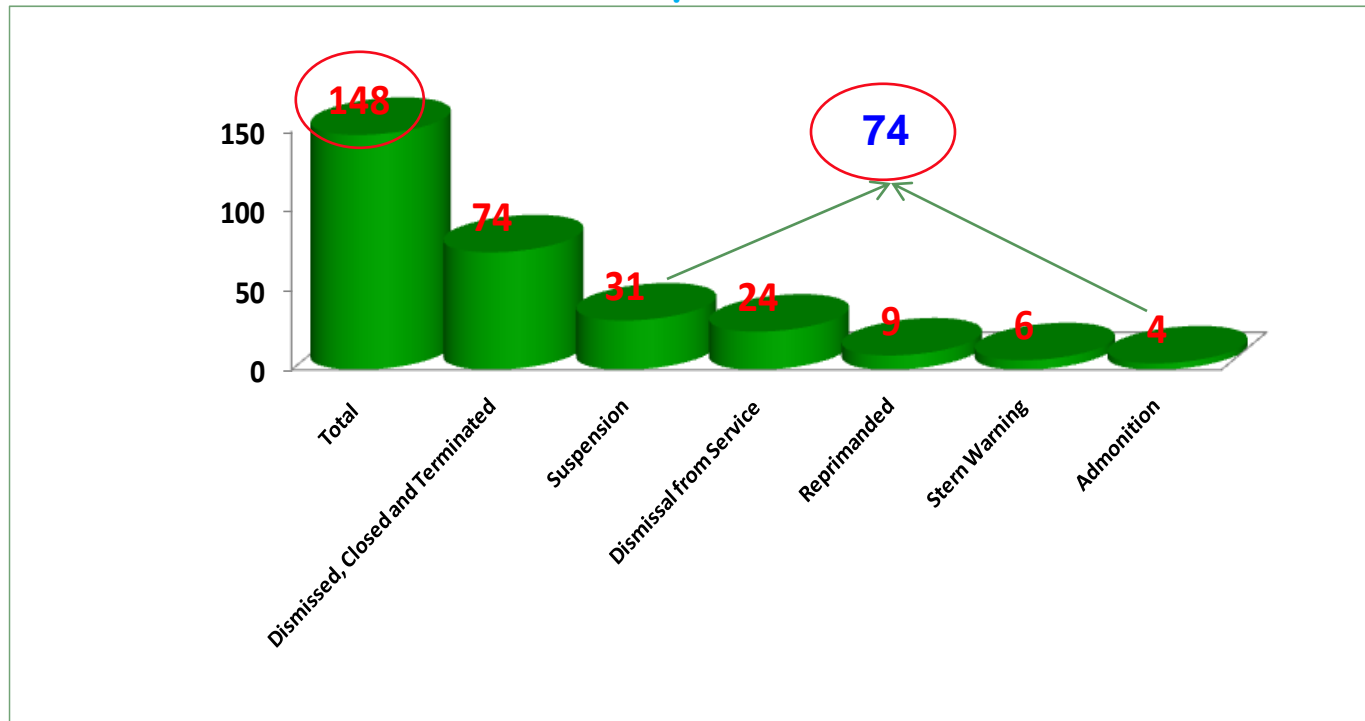
STATUS OF PENDING CASES

Graph 1.6



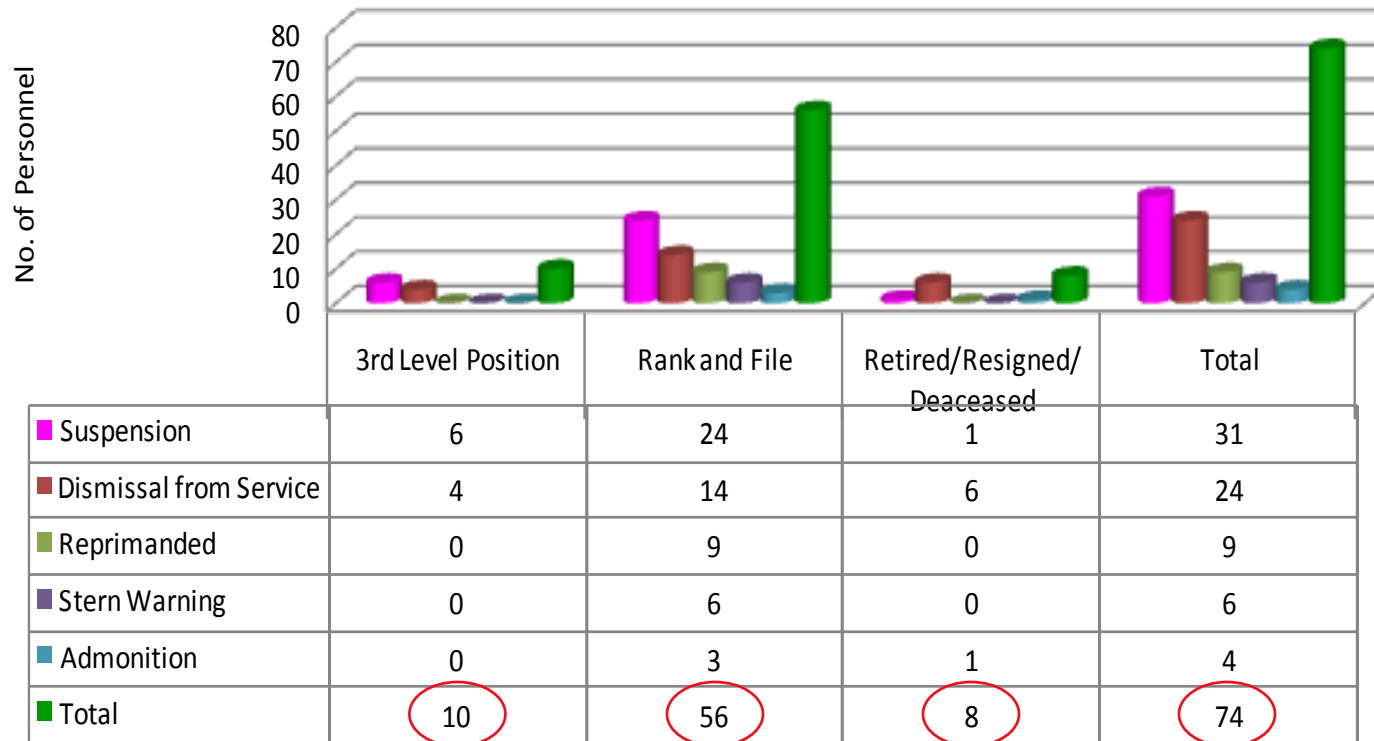
RESOLVED/DISPOSED CASES ACCORDING TO PENALTY IMPOSED AND TERMINATION OF PROCEEDINGS

Graph 1.7



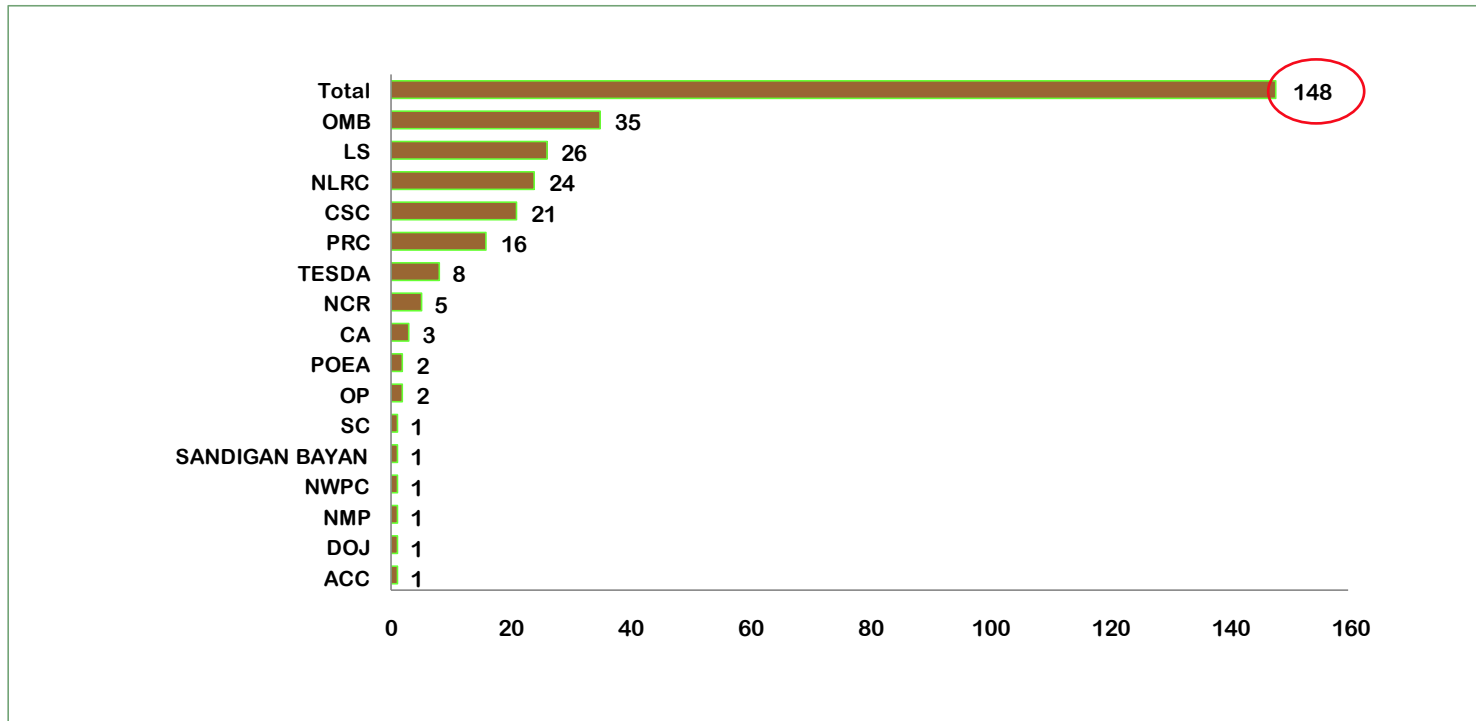
RESOLVED/DISPOSED CASES WITH ADVERSE DECISION TO RESPONDENT

Graph 1.8



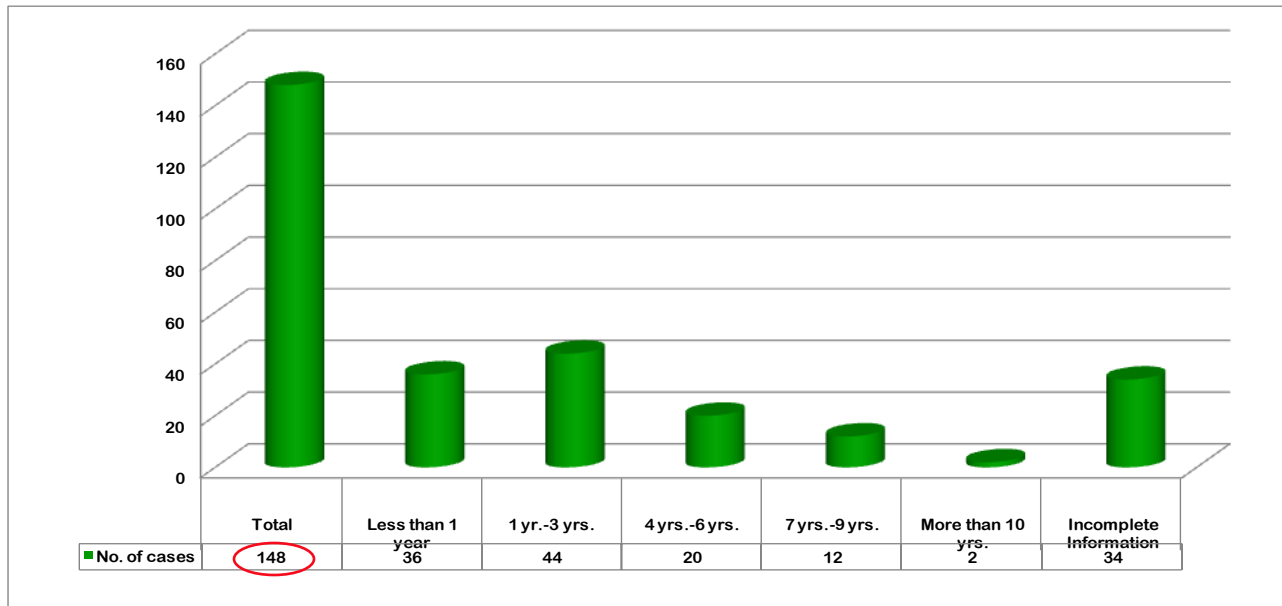
RESOLVED CASES BY OFFICES/ADMINISTRATIVE BODIES

Graph 1.9



AGEING OF DECIDED/RESOLVED CASES

Graph 1.10



STATUS OF CASES HANDLED BY LEGAL SERVICE

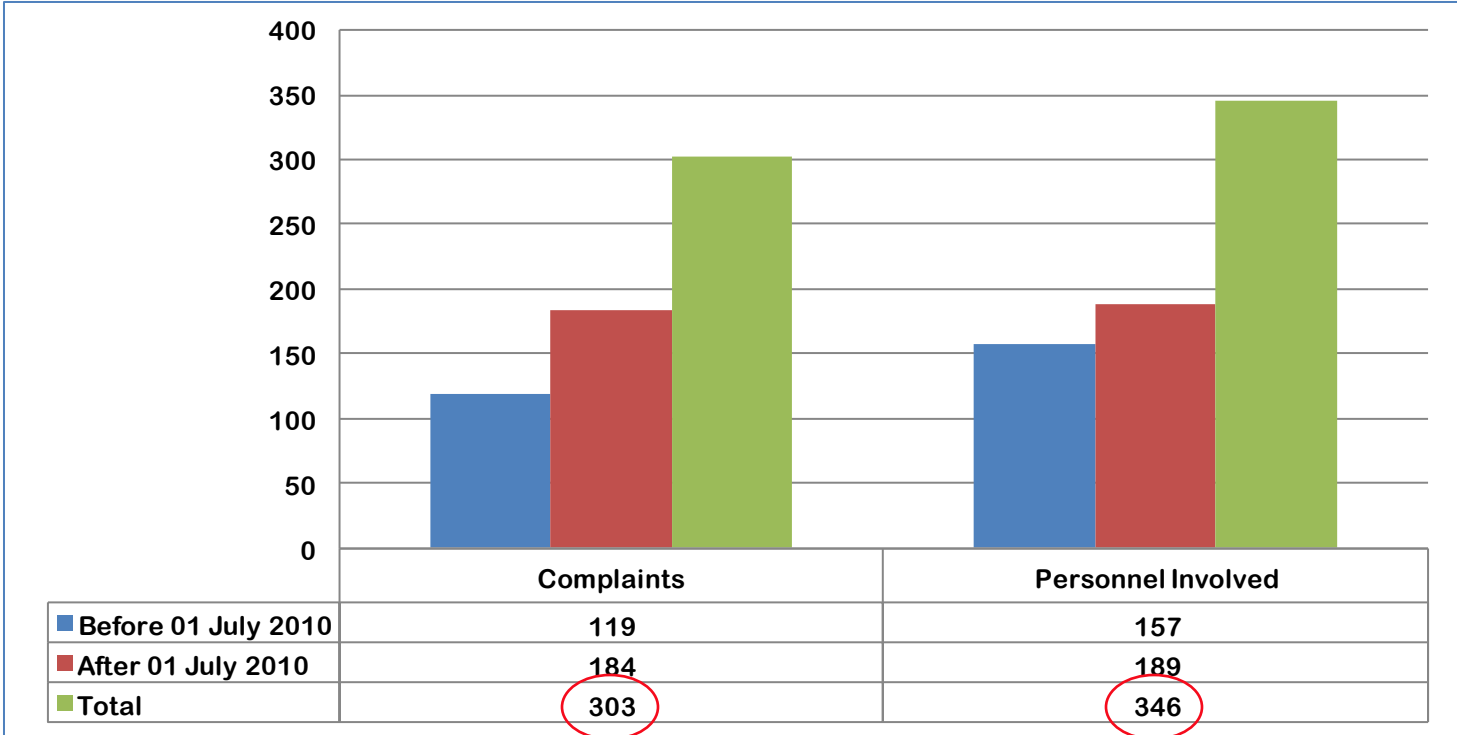
Table III.1

STATUS		NO. OF CASES
1. Pending Cases	10	
a.) under formal investigation	7	
b.) with draft resolution/decision	<u>3</u>	20
c.) with pending motion for reconsideration		
2. Indorsed to other offices		3
3. Decided Cases		26
a.) Integrity-related		15
b.) Efficiency-related		8
c.) Graft-related		<u>3</u>
TOTAL		49



TOTAL ADMINISTRATIVE COMPLAINTS/PERSONNEL INVOLVED

Graph II-1



STATUS OF ADMINISTRATIVE COMPLAINTS

Table II-1

STATUS OF COMPLAINTS	TOTAL COMPLAINTS	TOTAL PERSONNEL
1. For determination of prima facie evidence	134	125
2. For preliminary investigation	8	22
3. Indorsed	45	63
4. Resolved/Dismissed	86	101
5. Ripened into Formal Cases	30	35
Total	303	346



LODGING OF ADMINISTRATIVE COMPLAINTS

Table II-2

Administrative Body	Total
LEGAL SERVICE	96
DOLE CO-ACC	40
DOLE-ILAB	1
DOLE-NCR	18
DOLE-RO2	1
DOLE-RO4A	2
DOLE-RO6	2
DOLE-RO7	5
NLRC	24
NWPC	1
OWWA	11
POEA	49
PRC	5
TESDA	40
CSC	4
OP	4
Total	303



COMPLAINTS LODGED WITH THE LEGAL SERVICE

Table III-2

STATUS OF COMPLAINTS	TOTAL
1. Pending Determination of Prima Facie Evidence	15
2. Pending Preliminary Investigation	8
3. Indorsed	24
4. Resolved/Dismissed	41
5. Ripened into Formal Cases	8
TOTAL	96



INDORSED COMPLAINTS LODGED WITH THE LEGAL SERVICE

Table III-3

OFFICE/ADMINISTRATIVE BODY	NO. OF CASES
1. Office of the Ombudsman	14
2. Office of the Secretary	3
3. Overseas Workers Welfare Administration	2
4. ACC	1
5. Regional Office IV-A	2
5. POEA	1
6. TESDA	1
TOTAL	24



**THANK
YOU!**

